



Transportation Push-to-Connect

PTC & PTCR Composite

Brass PTC

Prestomatic Fittings






















Metric Prestomatic Fittings

PMH Fittings





| | | | | | | |
|---|---|---|---|---|---|--|
| Tube to Male NPT | 68PMT Male Connector  p. E14 | 169PMT Male Elbow  p. E15 | 169PMTR Male Elbow Positional  p. E15 | 169PMTL Male Elbow Long  p. E15 | 169PMTNS Male Elbow Rigid  p. E15 | 171PMT Run Tee Swivel  p. E16 |
| | 171PMTNS Run Tee Rigid  p. E16 | 172PMT Branch Tee Swivel  p. E16 | 172PMTNS Branch Tee Rigid  p. E16 | 179PMT 45° Male Elbow Swivel  p. E17 | 179PMTR 45° Male Elbow Positional  p. E17 | 179PMTNS 45° Male Elbow Rigid  p. E17 |
| VS369PTCR Male Elbow  p. E7 | VS368PTC Male Y Connector  p. E7 | VS371PTCR Run Tee  p. E8 | VS372PTCR Branch Tee  p. E8 | VS379PTCR 45° Male Elbow  p. E8 | Tube to Female NPT | 66PMT Female Connector  p. E13 |
| 170PMT Female Elbow Swivel  p. E16 | 170PMTNS Female Elbow Rigid  p. E16 | 370PTC Female Elbow  p. E7 | 377PTC Female Branch Tee  p. E8 | Tube to Straight Thread | | 685PMH Male Connector  p. E21 |
| 1715PMH Male Run Tee  p. E21 | 1725PMH Male Branch Tee  p. E21 | Tube to Metric Thread | 68PMT-X-M Male Connector  p. E14 | | 169PMTNS-X-M Male Elbow Rigid  p. E15 | |
| Tube to Tube | 62PMT Union  p. E13 | | 164PMT Union Tee  p. E14 | 165PMT Union Elbow  p. E14 | 32PTC Union  p. E7 | 362PTC Union Y  p. E7 |
| | 365PTC Union Elbow  p. E7 | Bulkhead Union | 62PMTBHR Retaining Ring Bulkhead  p. E13 | 62PMTBH Bulkhead Union  p. E13 | 66PMTBH Female Bulkhead Union  p. E14 | 68PMTBH Male Bulkhead Union  p. E14 |
| 169PMTBH Male Elbow Bulkhead  p. E15 | Plug-ins | | 37PTCSP Adapter  p. E8 | 369PTCSP Male Elbow  p. E8 | 372PTCSP Branch Tee  p. E9 | 371PTCSP Run Tee  p. E9 |

| | | | | | | |
|---|---|---|---|---|--|---|
| Auxiliary Component | ERHD External Retainer | ES External Seal | 639PLP Plug | | | |
| |  p. E13 |  p. E13 |  p. E17 | | | |
| Metric Tube to Metric Straight Thread | F8UPMTB Male Connector | C8UPMTB Male Elbow | S8UPMTB Branch Tee | Metric Tube to Metric Tube | HPMTB Union | JPMTB Union Tee |
| |  p. E19 |  p. E19 |  p. E19 | |  p. E19 |  p. E19 |
| Metric Tube to NPT | F2PMTB Male Connector | Manifolds | | 24M Presto Manifold | | |
| |  p. E19 | | |  p. E9 | | |
| Brass PTC | 62PTC Union | 66PTC Female Connector | 66PTC Female Connector | 68PTC Male Connector | VS68PTCR Male Connector | 164PTC Union Tee |
| |  p. E10 |  p. E10 |  p. E10 |  p. E10 |  p. E10 |  p. E11 |
| 165PTC Union Elbow | 169PTCNS Male Elbow | 171PTCNS Male Run Tee | 172PTCNS Male Branch Tee | | | |
|  p. E11 |  p. E11 |  p. E11 |  p. E11 | | | |
| Safe Lock | A613, A614 Safe Lock Straight | A623, A624 Safe Lock Elbow | 68ALS Brass Adapter | | | |
| |  p. E23 |  p. E23 |  p. E23 | | | |

PTC & PTCR Composite



Parker's PTC & PTCR Fitting is a composite push-to-connect fitting that meets SAE and D.O.T. specifications. Designed for all D.O.T truck and trailer applications, Parker PTC fittings reduce assembly time versus compression style fittings .

Product Features:

- Brass Collet
- Buna N O-ring
- Stainless Steel Tube Support
- Meets D.O.T. FMVSS571.106
- Meets SAE J2494-3
- Composite Body – Strong, Lightweight, Compact and Impact Resistant
- Plug-in configurations

Markets:

- Heavy Duty Truck
- Trailer
- Mobile

Applications:

- Air Brakes
- Air Tanks
- Air Ride
- Sliders
- Tire Inflation
- Primary & Secondary Air Lines
- Cab Controls




Specifications:

Pressure Range Up to 250 PSI (17.2 bar)

Temperature Range -40° to +200° F (-40° to +93.3° C)

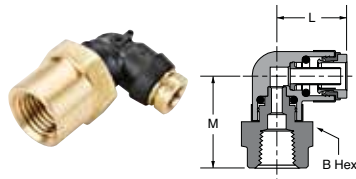
Compatible Tubing:

- SAE J844 Type A & B nylon tubing



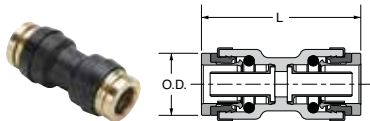
Male Elbow Swivel 90° VS369PTCR

| PART NO. | TUBE SIZE | PIPE THREAD | B HEX | L | M |
|----------------|-----------|-------------|--------|------|------|
| VS369PTCR-4-2 | 1/4 | 1/8 | 9/16 | .74 | 1.00 |
| VS369PTCR-4-4 | 1/4 | 1/4 | 9/16 | .74 | 1.14 |
| VS369PTCR-4-6 | 1/4 | 3/8 | 11/16 | .74 | 1.14 |
| VS369PTCR-6-2 | 3/8 | 1/8 | 3/4 | 1.01 | 1.13 |
| VS369PTCR-6-4 | 3/8 | 1/4 | 3/4 | 1.01 | 1.28 |
| VS369PTCR-6-6 | 3/8 | 3/8 | 3/4 | 1.01 | 1.28 |
| VS369PTCR-6-8 | 3/8 | 1/2 | 7/8 | 1.01 | 1.49 |
| VS369PTCR-8-4 | 1/2 | 1/4 | 15/16 | 1.13 | 1.42 |
| VS369PTCR-8-6 | 1/2 | 3/8 | 15/16 | 1.13 | 1.42 |
| VS369PTCR-8-8 | 1/2 | 1/2 | 15/16 | 1.13 | 1.61 |
| VS369PTCR-10-6 | 5/8 | 1/2 | 1-1/16 | 1.36 | 1.61 |
| VS369PTCR-10-8 | 5/8 | 1/2 | 1-1/16 | 1.36 | 1.80 |
| VS369PTCR-12-8 | 3/4 | 1/2 | 1-3/16 | 1.47 | 1.92 |



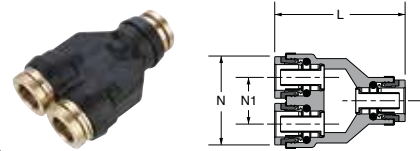
Female Elbow Swivel 90° 370PTCR

| PART NO. | TUBE SIZE | PIPE THREAD | B HEX | L | M |
|-------------|-----------|-------------|-------|------|------|
| 370PTCR-4-2 | 1/4 | 1/8 | 5/8 | .74 | .98 |
| 370PTCR-4-4 | 1/4 | 1/4 | 3/4 | .74 | 1.20 |
| 370PTCR-6-2 | 3/8 | 1/8 | 3/4 | 1.01 | .75 |
| 370PTCR-6-4 | 3/8 | 1/4 | 3/4 | 1.01 | 1.04 |
| 370PTCR-6-6 | 3/8 | 3/8 | 3/4 | 1.01 | 1.19 |
| 370PTCR-8-6 | 1/2 | 3/8 | 3/4 | 1.13 | 1.24 |
| 370PTCR-8-8 | 1/2 | 1/2 | 15/16 | 1.13 | 1.49 |



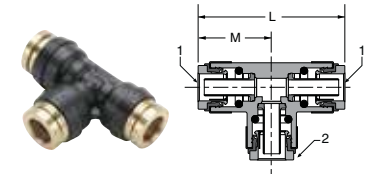
Union 32PTC

| PART NO. | TUBE SIZE | L | O.D. |
|----------|-----------|------|------|
| 32PTC-4 | 1/4 | 1.33 | .53 |
| 32PTC-6 | 3/8 | 1.61 | .73 |
| 32PTC-8 | 1/2 | 1.75 | .88 |
| 32PTC-10 | 5/8 | 2.15 | 1.02 |
| 32PTC-12 | 3/4 | 2.50 | 1.17 |



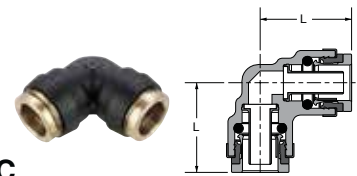
Union Y 362PTC

| PART NO. | TUBE SIZE | L | N | N1 |
|----------|-----------|------|------|-----|
| 362PTC-4 | 1/4 | 1.52 | 1.06 | .50 |
| 362PTC-6 | 3/8 | 2.03 | 1.43 | .68 |
| 362PTC-8 | 1/2 | 2.20 | 1.74 | .84 |



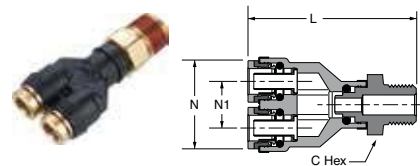
Union Tee 364PTC

| PART NO. | TUBE SIZE 1 | TUBE SIZE 2 | L | M |
|-----------------|-------------|-------------|------|------|
| 364PTC-4 | 1/4 | 1/4 | 1.42 | .71 |
| 364PTC-6 | 3/8 | 3/8 | 1.99 | .99 |
| 364PTC-8 | 1/2 | 1/2 | 2.25 | 1.13 |
| 364PTC-10 | 5/8 | 5/8 | 2.88 | 1.44 |
| 364PTC-6-6-4 | 3/8 | 1/4 | 2.03 | 1.01 |
| 364PTC-6-6-5/32 | 3/8 | 5/32 | 2.03 | 1.01 |



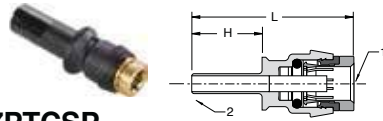
Union Elbow 365PTC

| PART NO. | TUBE SIZE | L |
|----------|-----------|------|
| 365PTC-6 | 3/8 | .99 |
| 365PTC-8 | 1/2 | 1.11 |



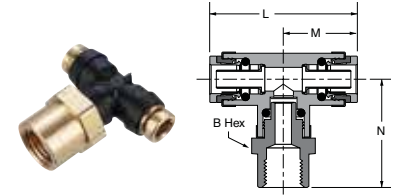
Union Y Male Connector VS368PTCR

| PART NO. | TUBE SIZE | PIPE THREAD | L | C HEX | N | N1 |
|---------------|-----------|-------------|------|-------|------|-----|
| VS368PTCR-4-2 | 1/4 | 1/8 | 1.96 | 9/16 | 1.03 | .50 |
| VS368PTCR-4-4 | 1/4 | 1/4 | 2.12 | 9/16 | 1.03 | .50 |
| VS368PTCR-6-4 | 3/8 | 1/4 | 2.56 | 3/4 | 1.41 | .68 |



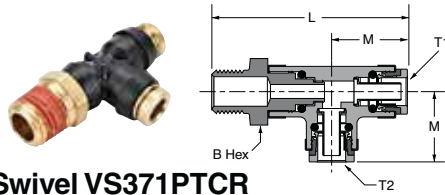
Plug-In Adapter 37PTCSP

| PART NO. | TUBE SIZE 1 | TUBE SIZE 2 | H | L |
|--------------|-------------|-------------|------|------|
| 37PTCSP-4-6 | 1/4 | 3/8 | .90 | 1.71 |
| 37PTCSP-6-4 | 3/8 | 1/4 | .76 | 1.66 |
| 37PTCSP-10-8 | 5/8 | 1/2 | 1.10 | 2.44 |



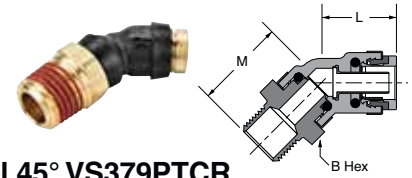
Female Branch Tee Swivel 377PTC

| PART NO. | TUBE SIZE | PIPE THREAD | B HEX | L | M | N |
|------------|-----------|-------------|-------|------|-----|------|
| 377PTC-4-4 | 1/4 | 1/4 | 3/4 | 1.48 | .74 | 1.27 |



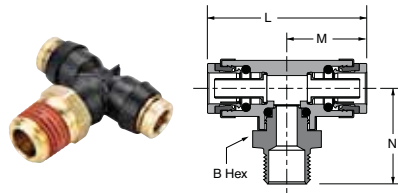
Male Run Tee Swivel VS371PTCR

| PART NO. | TUBE SIZE 1 | TUBE SIZE 2 | PIPE THREAD | B HEX | L | M |
|----------------|-------------|-------------|-------------|--------|------|------|
| VS371PTCR-4-2 | 1/4 | 1/4 | 1/8 | 9/16 | 1.80 | .76 |
| VS371PTCR-4-4 | 1/4 | 1/4 | 1/4 | 9/16 | 1.94 | .76 |
| VS371PTCR-6-4 | 3/8 | 3/8 | 1/4 | 3/4 | 2.29 | .101 |
| VS371PTCR-6-6 | 3/8 | 3/8 | 3/8 | 3/4 | 2.29 | .101 |
| VS371PTCR-8-4 | 1/2 | 1/2 | 1/4 | 15/16 | 2.59 | 1.15 |
| VS371PTCR-8-6 | 1/2 | 1/2 | 3/8 | 15/16 | 2.59 | 1.15 |
| VS371PTCR-8-8 | 1/2 | 1/2 | 1/2 | 15/16 | 2.78 | 1.15 |
| VS371PTCR-10-8 | 5/8 | 5/8 | 1/2 | 1-1/16 | 3.24 | 1.44 |



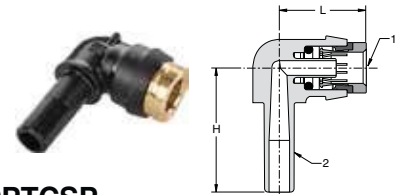
Male Elbow Swivel 45° VS379PTCR

| PART NO. | TUBE SIZE | PIPE THREAD | B HEX | L | M |
|----------------|-----------|-------------|--------|------|------|
| VS379PTCR-4-2 | 1/4 | 1/8 | 9/16 | .68 | .91 |
| VS379PTCR-4-4 | 1/4 | 1/4 | 9/16 | .68 | 1.05 |
| VS379PTCR-6-2 | 3/8 | 1/8 | 3/4 | .89 | .99 |
| VS379PTCR-6-4 | 3/8 | 1/4 | 3/4 | .89 | 1.14 |
| VS379PTCR-6-6 | 3/8 | 3/8 | 3/4 | .89 | 1.15 |
| VS379PTCR-6-8 | 3/8 | 1/2 | 15/16 | .89 | 1.36 |
| VS379PTCR-8-4 | 1/2 | 1/4 | 15/16 | 1.03 | 1.22 |
| VS379PTCR-8-6 | 1/2 | 3/8 | 15/16 | 1.03 | 1.22 |
| VS379PTCR-8-8 | 1/2 | 1/2 | 15/16 | 1.03 | 1.41 |
| VS379PTCR-10-6 | 5/8 | 3/8 | 1-1/16 | 1.21 | 1.43 |
| VS379PTCR-10-8 | 5/8 | 1/2 | 1-1/16 | 1.21 | 1.62 |
| VS379PTCR-12-8 | 3/4 | 1/2 | 1-3/16 | 1.29 | 1.72 |



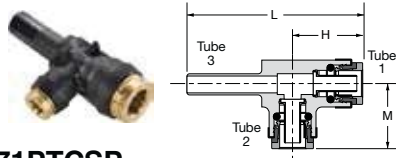
Male Branch Tee Swivel VS372PTCR

| PART NO. | TUBE SIZE 1 | TUBE SIZE 2 | PIPE THREAD | B HEX | L | M | N |
|----------------|-------------|-------------|-------------|--------|------|------|------|
| VS372PTCR-4-2 | 1/4 | 1/8 | 9/16 | 9/16 | 1.52 | .76 | 1.04 |
| VS372PTCR-4-4 | 1/4 | 1/4 | 9/16 | 9/16 | 1.52 | .76 | 1.18 |
| VS372PTCR-6-2 | 3/8 | 1/8 | 3/4 | 3/4 | 2.02 | 1.01 | 1.16 |
| VS372PTCR-6-4 | 3/8 | 1/4 | 3/4 | 3/4 | 2.03 | 1.01 | 1.31 |
| VS372PTCR-6-6 | 3/8 | 3/8 | 3/4 | 3/4 | 2.02 | 1.01 | 1.31 |
| VS372PTCR-8-4 | 1/2 | 8/4 | 15/16 | 15/16 | 2.30 | 1.15 | 1.42 |
| VS372PTCR-8-6 | 1/2 | 3/8 | 15/16 | 15/16 | 2.30 | 1.15 | 1.42 |
| VS372PTCR-8-8 | 1/2 | 1/2 | 15/16 | 15/16 | 2.30 | 1.15 | 1.61 |
| VS372PTCR-10-8 | 5/8 | 1/2 | 1-1/16 | 1-1/16 | 2.88 | 1.44 | 1.80 |



Plug-In Elbow 369PTCSP

| PART NO. | TUBE SIZE 1 | TUBE SIZE 2 | H | L |
|---------------|-------------|-------------|------|------|
| 369PTCSP-4-4 | 1/4 | 1/4 | 1.06 | .74 |
| 369PTCSP-4-6 | 1/4 | 3/8 | 1.20 | .74 |
| 369PTCSP-6-4 | 3/8 | 1/4 | 1.18 | .96 |
| 369PTCSP-6-6 | 3/8 | 3/8 | 1.32 | 0.96 |
| 369PTCSP-6-8 | 3/8 | 1/2 | 1.52 | .96 |
| 369PTCSP-8-4 | 1/2 | 1/4 | 1.16 | 1.12 |
| 369PTCSP-10-8 | 5/8 | 1/2 | 1.57 | 1.36 |



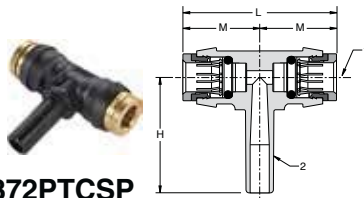
Plug-In Run Tee 371PTCSP

| PART NO. | TUBE SIZE 1 | TUBE SIZE 2 | TUBE SIZE 3 | H | L | M |
|----------------|-------------|-------------|-------------|------|------|------|
| 371PTCSP-4-4 | 1/4 | 1/4 | 1/4 | .78 | 1.84 | .76 |
| 371PTCSP-4-6 | 1/4 | 1/4 | 3/8 | .78 | 1.98 | .76 |
| 371PTCSP-6-4 | 3/8 | 3/8 | 1/4 | 1.01 | 2.11 | 1.01 |
| 371PTCSP-6-6 | 3/8 | 3/8 | 3/8 | 1.01 | 2.25 | 1.01 |
| 371PTCSP-6-4-6 | 3/8 | 1/4 | 3/8 | 0.76 | 2.24 | 1.01 |
| 371PTCSP-8-4-8 | 1/2 | 1/4 | 1/2 | 0.96 | 2.58 | 1.15 |



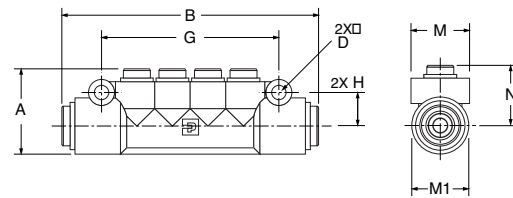
Presto Manifold 24M

| PART NO. | TUBE O.D. INLET | TUBE O.D. OUTLET | A | B | D | G | H | M | M1 | N |
|------------|-----------------|------------------|------|------|-----|------|-----|------|------|------|
| 24M-4-4 | 1/4 | 1/4 | 1.33 | 3.98 | .21 | 2.75 | .53 | .90 | .88 | .89 |
| 24M-6-4 | 3/8 | 1/4 | 1.33 | 4.00 | .21 | 2.75 | .53 | .90 | .88 | .89 |
| 24M-6-6 | 3/8 | 3/8 | 1.65 | 6.49 | .22 | 4.55 | .60 | 1.02 | 1.02 | 1.33 |
| 24M-8-8 | 1/2 | 1/2 | 1.65 | 6.49 | .22 | 4.55 | .60 | 1.02 | 1.02 | 1.33 |
| 24M-8-6446 | 1/2 | 3/8 - 1/4 | 1.65 | 6.49 | .22 | 4.55 | .64 | 1.02 | 1.02 | 1.17 |



Plug-In Branch Tee 372PTCSP

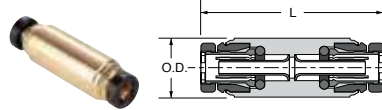
| PART NO. | TUBE SIZE 1 | TUBE SIZE 2 | H | L | M |
|--------------|-------------|-------------|------|------|------|
| 372PTCSP-4-4 | 1/4 | 1/4 | 1.06 | 1.48 | .74 |
| 372PTCSP-4-6 | 1/4 | 3/8 | 1.20 | 1.48 | .74 |
| 372PTCSP-6-4 | 3/8 | 1/4 | 1.18 | 2.02 | 1.01 |
| 372PTCSP-6-6 | 3/8 | 3/8 | 1.32 | 2.02 | 1.01 |



Assembly Instructions

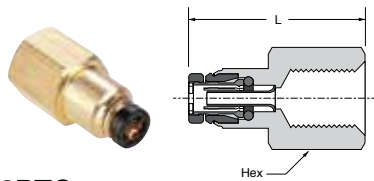
1. Cut tubing squarely with Parker tube cutter PTC-001. Be certain that Manifold ports are clean and free of debris.
2. Insert tubing into port until it bottoms. Pull on tubing to verify that it is properly retained in the manifold.
3. To disassemble, simply hold release button against the manifold body and remove the tubing.
4. To reassemble, make certain that the Manifold ports are clean and free of debris and lubricate leading end of the tubing with light oil or petroleum jelly.

Brass PTC



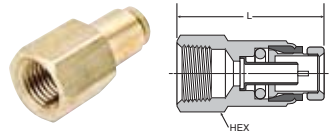
Union 62PTC

| PART NO. | TUBE SIZE | L | O.D. |
|------------|-----------|------|------|
| 62PTC-5/32 | 5/32 | 1.37 | .41 |
| 62PTC-3 | 3/16 | 1.36 | .44 |



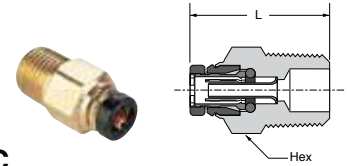
Female Connector 66PTC

| PART NO. | TUBE SIZE | PIPE THREAD | L | HEX |
|--------------|-----------|-------------|------|-------|
| 66PTC-5/32-2 | 5/32 | 1/8 | 1.17 | 9/16 |
| 66PTC-5/32-4 | 5/32 | 1/4 | 1.34 | 11/16 |
| 66PTC-3-2 | 3/16 | 1/8 | 1.17 | 9/16 |



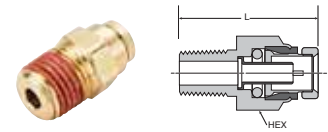
Female Connector 66PTC

| PART NO. | TUBE SIZE 1 | PIPE THREAD | B HEX | L |
|-----------|-------------|-------------|-------|------|
| 66PTC-4-2 | 1/4 | 1/8 | 9/16 | 1.22 |
| 66PTC-4-4 | 1/4 | 1/4 | 11/16 | 1.37 |
| 66PTC-6-2 | 3/8 | 1/8 | 3/4 | 1.38 |
| 66PTC-6-4 | 3/8 | 1/4 | 3/4 | 1.59 |
| 66PTC-6-6 | 3/8 | 3/8 | 3/4 | 1.59 |
| 66PTC-8-4 | 1/2 | 1/4 | 7/8 | 1.61 |
| 66PTC-8-6 | 1/2 | 3/8 | 15/16 | 1.87 |
| 66PTC-8-8 | 1/2 | 1/2 | 15/16 | 1.87 |



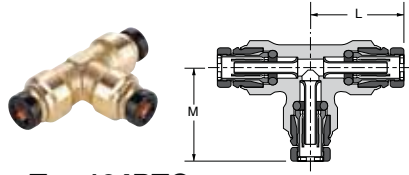
Male Connector 68PTC

| PART NO. | TUBE SIZE | PIPE THREAD | HEX | L |
|--------------|-----------|-------------|------|------|
| 68PTC-5/32-1 | 5/32 | 1/16 | 3/8 | .85 |
| 68PTC-5/32-2 | 5/32 | 1/8 | 7/16 | .92 |
| 68PTC-5/32-4 | 5/32 | 1/4 | 9/16 | 1.02 |
| 68PTC-3-1 | 3/16 | 1/16 | 7/16 | .92 |
| 68PTC-3-2 | 3/16 | 1/8 | 7/16 | .85 |
| 68PTC-3-4 | 3/16 | 1/4 | 9/16 | 1.02 |



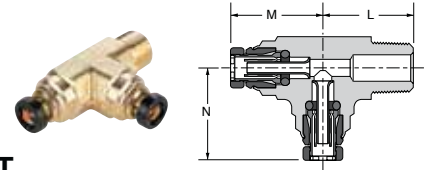
Male Connector VS68PTCR

| PART NO. | TUBE SIZE 1 | PIPE THREAD | HEX | L |
|---------------|-------------|-------------|-------|------|
| VS68PTCR-4-2 | 1/4 | 1/8 | 1/2 | .98 |
| VS68PTCR-4-4 | 1/4 | 1/4 | 9/16 | 1.02 |
| VS68PTCR-4-6 | 1/4 | 3/8 | 11/16 | .93 |
| VS68PTCR-6-2 | 3/8 | 1/8 | 3/4 | 1.29 |
| VS68PTCR-6-4 | 3/8 | 1/4 | 3/4 | 1.44 |
| VS68PTCR-6-6 | 3/8 | 3/8 | 3/4 | 1.44 |
| VS68PTCR-6-8 | 3/8 | 1/2 | 7/8 | 1.63 |
| VS68PTCR-8-4 | 1/2 | 1/4 | 13/16 | 1.51 |
| VS68PTCR-8-6 | 1/2 | 3/8 | 13/16 | 1.46 |
| VS68PTCR-8-8 | 1/2 | 1/2 | 7/8 | 1.46 |
| VS68PTCR-10-6 | 5/8 | 3/8 | 1 | 1.74 |
| VS68PTCR-10-8 | 5/8 | 1/2 | 1 | 1.81 |
| VS68PTCR-12-8 | 3/4 | 1/2 | 1-1/8 | 1.89 |



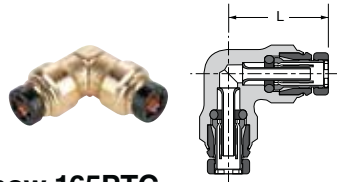
Tube to Tube Union Tee 164PTC

| PART NO. | TUBE SIZE | L | M |
|-------------|-----------|-----|-----|
| 164PTC-5/32 | 5/32 | .77 | .77 |
| 164PTC-3 | 3/16 | .77 | .77 |



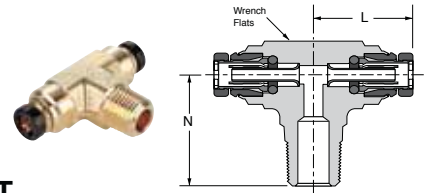
**Tube to Male NPT
Male Run Tee Rigid 171PTCNS**

| PART NO. | TUBE SIZE | PIPE THREAD | L | M | N |
|-----------------|-----------|-------------|-----|-----|-----|
| 171PTCNS-5/32-2 | 5/32 | 1/8 | .75 | .78 | .78 |
| 171PTCNS-5/32-4 | 5/32 | 1/4 | .88 | .78 | .78 |
| 171PTCNS-3-2 | 3/16 | 1/8 | .75 | .77 | .77 |



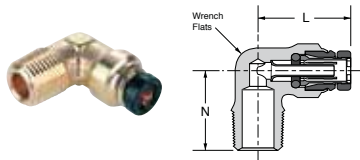
Tube to Tube Union Elbow 165PTC

| PART NO. | TUBE SIZE | L |
|-------------|-----------|-----|
| 165PTC-5/32 | 5/32 | .77 |
| 165PTC-3 | 3/16 | .77 |



**Tube to Male NPT
Male Branch Tee Rigid 172PTCNS**

| PART NO. | TUBE SIZE | PIPE HREAD | L | N | WRENCH FLATS |
|-----------------|-----------|------------|-----|-----|--------------|
| 172PTCNS-5/32-2 | 5/32 | 1/8 | .78 | .75 | .47 |
| 172PTCNS-5/32-4 | 5/32 | 1/4 | .78 | .88 | .47 |
| 172PTCNS-3-2 | 3/16 | 1/8 | .77 | .75 | .47 |



**Tube to Male NPT
Male Elbow Rigid 90° 169PTCNS**

| PART NO. | TUBE SIZE | PIPE THREAD | WRENCH FLATS | L | N |
|-----------------|-----------|-------------|--------------|-----|-----|
| 169PTCNS-5/32-1 | 5/32 | 1/16 | .40 | .77 | .62 |
| 169PTCNS-5/32-2 | 5/32 | 1/8 | .40 | .77 | .65 |
| 169PTCNS-5/32-4 | 5/32 | 1/4 | .50 | .77 | .85 |
| 169PTCNS-3-2 | 3/16 | 1/8 | .40 | .77 | .65 |
| 169PTCNS-3-4 | 3/16 | 1/4 | .49 | .77 | .85 |



Prestomatic Fittings

Parker's Prestomatic Fitting is a robust, all brass push-to-connect fitting that meets SAE and D.O.T. specifications. Designed for all D.O.T truck and trailer applications, Parker Prestomatic fittings reduce assembly time versus compression style fittings by 90%.

Product Features:


- Brass Collet
- Buna N O-ring
- Stainless Steel Tube Support
- Meets D.O.T. FMVSS571.106
- Meets SAE J2494 & SAE J2494-3

Markets:

- Heavy Duty Truck
- Trailer
- Mobile

Applications:

- Air Brakes
- Air Tanks
- Air Ride
- Sliders
- Tire Inflation
- Primary & Secondary Air Lines



Specifications:

Pressure Range Up to 250 PSI (17.2 bar)

Temperature Range -40° to +200° F (-40° to +93.3° C)

Compatible Tubing:

- SAE J844 Type A & B nylon tubing

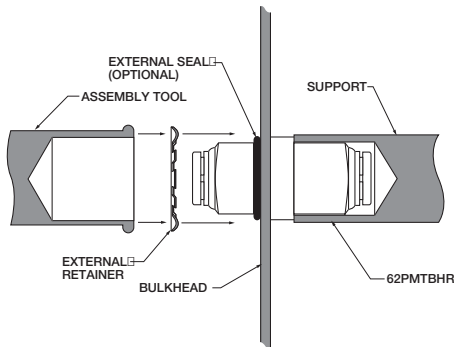
Prestomatic⁺ Retaining Ring Bulkhead Unions

Prestomatic⁺ retaining ring bulkhead unions feature a unique design that provides the user with an economical method to install and assemble a union connection through a bulkhead.

The retaining ring bulkhead unions feature a smaller envelope size than standard bulkhead union connectors and do not require a wrench to mount or assemble in cramped areas.

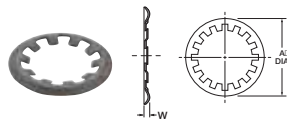
The external seal feature provides a moisture barrier and can also prevent external contamination from entering into an enclosed area.

To install, simply support the bulkhead union from behind and apply the external seal. Then push the external retainer against the external seal with an assembly tool and you have a reliable bulkhead connection in a confined area.



Retaining Ring Bulkhead 62PMTBHR

| PART NO. | TUBE SIZE | O. D. | REC. HOLE SIZE | L | P MAX | A DIA |
|-------------|-----------|-------|----------------|------|-------|-------|
| 62PMTBHR-4 | 1/4 | .500 | .512 | 1.53 | .26 | .625 |
| 62PMTBHR-6 | 3/8 | .750 | .762 | 1.92 | .36 | .875 |
| 62PMTBHR-8 | 1/2 | .875 | .887 | 2.15 | .43 | 1.000 |
| 62PMTBHR-10 | 5/8 | 1.000 | 1.012 | 2.54 | .62 | 1.250 |

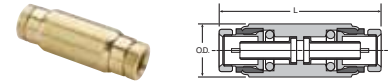


External Retainer ERHD*

| PART NO. | TUBE SIZE | BULKHEAD UNION O. D. | A DIA. | W |
|----------|-----------|----------------------|--------|-----|
| ERHD-50 | 1/4 | .500 | .83 | .05 |
| ERHD-75 | 3/8 | .750 | 1.08 | .05 |
| ERHD-87 | 1/2 | .875 | 1.20 | .05 |
| ERHD-100 | 5/8 | 1.000 | 1.33 | .06 |

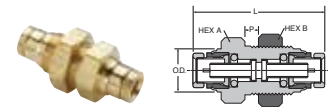
*Material Carbon Spring Steel

Union 62PMT

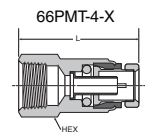
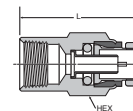



| PART NO. | TUBE SIZE | L | O. D. |
|-----------|-----------|------|-------|
| 62PMT-4 | 1/4 | 1.48 | .50 |
| 62PMT-6 | 3/8 | 1.87 | .75 |
| 62PMT-6-4 | 3/8-1/4 | 1.68 | .75 |
| 62PMT-8 | 1/2 | 2.03 | .88 |
| 62PMT-10 | 5/8 | 2.42 | 1.00 |

Bulkhead Union 62PMTBH



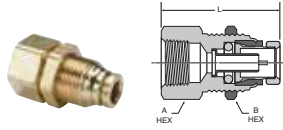
| PART NO. | TUBE SIZE | O. D. | L | P MAX | HEX A | HEX B | BULKHEAD HOLE DIA. |
|------------|-----------|-------|------|-------|--------|--------|--------------------|
| 62PMTBH-4 | 1/4 | .56 | 1.69 | .25 | 11/16 | 3/4 | 9/16 |
| 62PMTBH-6 | 3/8 | .88 | 1.93 | .44 | 1-1/16 | 1-1/16 | 7/8 |
| 62PMTBH-8 | 1/2 | 1.00 | 2.02 | .58 | 1-1/4 | 1-1/4 | 1 |
| 62PMTBH-10 | 5/8 | 1.12 | 2.92 | .81 | 1-1/4 | 1-3/8 | 1-1/8 |



Female Connector 66PMT

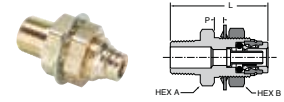
| PART NO. | TUBE SIZE | PIPE THREAD | L | HEX |
|-----------|-----------|-------------|------|-------|
| 66PMT-4-2 | 1/4 | 1/8 | 1.22 | 9/16 |
| 66PMT-4-4 | 1/4 | 1/4 | 1.43 | 11/16 |
| 66PMT-6-2 | 3/8 | 1/8 | 1.37 | 3/4 |
| 66PMT-6-4 | 3/8 | 1/4 | 1.58 | 3/4 |
| 66PMT-6-6 | 3/8 | 3/8 | 1.62 | 13/16 |
| 66PMT-8-4 | 1/2 | 1/4 | 1.69 | 7/8 |
| 66PMT-8-6 | 1/2 | 3/8 | 1.68 | 7/8 |
| 66PMT-8-8 | 1/2 | 1/2 | 1.91 | 1 |

Bulkhead Female Connector 66PMTBH



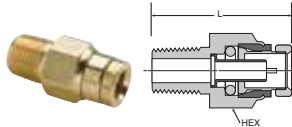
| PART NO. | TUBE SIZE | PIPE THREAD | L | HEX A | HEX B | BULKHEAD HOLE DIA. |
|-------------|-----------|-------------|------|-------|-------|--------------------|
| 66PMTBH-4-4 | 1/4 | 1/4 | 1.62 | 11/16 | 3/4 | 9/16 |
| 66PMTBH-6-6 | 3/8 | 3/8 | 1.87 | 1.06 | 1.06 | 7/8 |
| 66PMTBH-8-8 | 1/2 | 1/2 | 2.02 | 1-1/4 | 1-1/4 | 1 |

Bulkhead Male Connector 68PMTBH




| PART NO. | TUBE SIZE | PIPE THREAD | L | P MAX | HEX A | HEX B | BULKHEAD HOLE DIA. |
|-------------|-----------|-------------|------|-------|-------|-------|--------------------|
| 68PMTBH-6-8 | 3/8 | 1/2 | 2.37 | .33 | 1-1/4 | 1-1/4 | 1 |
| 68PMTBH-8-8 | 1/2 | 1/2 | 2.38 | .33 | 1-1/4 | 1-1/4 | 1 |

Male Connector 68PMT



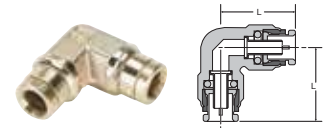
| PART NO. | TUBE SIZE | PIPE THREAD | L | HEX |
|-------------|-----------|-------------|------|--------|
| 68PMT-4-2 | 1/4 | 1/8 | 1.06 | 1/2 |
| 68PMT-4-4 | 1/4 | 1/4 | 1.19 | 9/16 |
| 68PMT-4-6 | 1/4 | 3/8 | 1.27 | 3/4 |
| 68PMT-6-2 | 3/8 | 1/8 | 1.37 | 3/4 |
| 68PMT-6-4 | 3/8 | 1/4 | 1.43 | 3/4 |
| 68PMT-6-6 | 3/8 | 3/8 | 1.33 | 3/4 |
| 68PMT-6-8 | 3/8 | 1/2 | 1.38 | 7/8 |
| 68PMT-8-4 | 1/2 | 1/4 | 1.72 | 7/8 |
| 68PMT-8-6 | 1/2 | 3/8 | 1.52 | 7/8 |
| 68PMT-8-8 | 1/2 | 1/2 | 1.44 | 7/8 |
| 68PMT-10-6 | 5/8 | 3/8 | 1.88 | 1 |
| 68PMT-10-8 | 5/8 | 1/2 | 1.88 | 1 |
| 68PMT-12-8 | 3/4 | 1/2 | 2.03 | 1 3/16 |
| 68PMT-12-12 | 3/4 | 3/4 | 2.03 | 1 1/8 |

Union Tee 164PMT



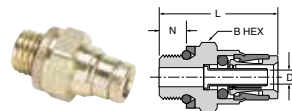
| PART NO. | TUBE 1 SIZE | TUBE 2 SIZE | L1 | L2 |
|--------------|-------------|-------------|------|------|
| 164PMT-4 | 1/4 | 1/4 | .85 | .85 |
| 164PMT-6 | 3/8 | 3/8 | 1.21 | 1.21 |
| 164PMT-6-6-4 | 3/8 | 1/4 | 1.21 | .93 |
| 164PMT-8 | 1/2 | 1/2 | 1.27 | 1.27 |
| 164PMT-10 | 5/8 | 5/8 | 1.63 | 1.62 |

Union Elbow 165PMT



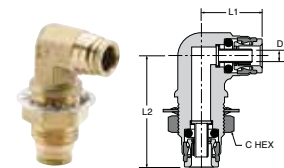
| PART NO. | TUBE SIZE | L |
|-----------|-----------|------|
| 165PMT-4 | 1/4 | .85 |
| 165PMT-6 | 3/8 | 1.11 |
| 165PMT-8 | 1/2 | 1.24 |
| 165PMT-10 | 5/8 | 1.57 |

Male Connector to Metric Adapter 68PMT-X-M

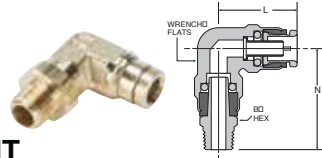


| PART NO. | TUBE SIZE | METRIC THREAD | L | B HEX | N |
|--------------|-----------|---------------|------|--------|-----|
| 68PMT-4-M12 | 1/4 | M12X1.5 | 1.19 | 11/16 | .29 |
| 68PMT-4-M16 | 1/4 | M16X1.5 | 1.29 | 7/8 | .39 |
| 68PMT-6-M12 | 3/8 | M12X1.5 | 1.40 | 3/4 | .29 |
| 68PMT-6-M16 | 3/8 | M16X1.5 | 1.35 | 7/8 | .39 |
| 68PMT-6-M22 | 3/8 | M22X1.5 | 1.23 | 1 1/16 | .40 |
| 68PMT-8-M12 | 1/2 | M12X1.5 | 1.45 | 7/8 | .29 |
| 68PMT-8-M16 | 1/2 | M16X1.5 | 1.52 | 7/8 | .39 |
| 68PMT-8-M22 | 1/2 | M22X1.5 | 1.31 | 1 1/16 | .37 |
| 68PMT-10-M16 | 5/8 | M16X1.5 | 1.78 | 1 | .39 |

Union Bulkhead Elbow 165PMTBH

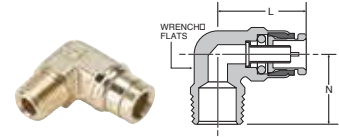


| PART NO. | TUBE SIZE | L1 | L2 | C HEX | FLOW DIA. D | BULKHEAD HOLE DIA. |
|------------|-----------|------|------|-------|-------------|--------------------|
| 165PMTBH-8 | 1/2 | 1.29 | 2.45 | 1 1/4 | .34 | 1 |



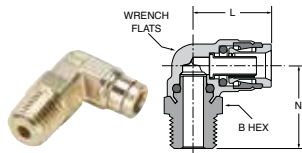
Male Elbow 90° 169PMT

| PART NO. | TUBE SIZE | PIPE THREAD | L | N | WRENCH FLATS | B HEX |
|-------------|-----------|-------------|------|------|--------------|-------|
| 169PMT-4-2 | 1/4 | 1/8 | .84 | 1.01 | 1/2 | 9/16 |
| 169PMT-4-4 | 1/4 | 1/4 | .84 | 1.23 | 1/2 | 9/16 |
| 169PMT-4-6 | 1/4 | 3/8 | .84 | 1.23 | 1/2 | 11/16 |
| 169PMT-6-2 | 3/8 | 1/8 | 1.11 | 1.18 | 9/16 | 11/16 |
| 169PMT-6-4 | 3/8 | 1/4 | 1.11 | 1.30 | 9/16 | 11/16 |
| 169PMT-6-6 | 3/8 | 3/8 | 1.11 | 1.33 | 9/16 | 11/16 |
| 169PMT-6-8 | 3/8 | 1/2 | 1.11 | 1.54 | 9/16 | 7/8 |
| 169PMT-8-4 | 1/2 | 1/4 | 1.27 | 1.73 | 11/16 | 5/8 |
| 169PMT-8-6 | 1/2 | 3/8 | 1.27 | 1.81 | 11/16 | 3/4 |
| 169PMT-8-8 | 1/2 | 1/2 | 1.27 | 1.96 | 11/16 | 7/8 |
| 169PMT-10-6 | 5/8 | 3/8 | 1.53 | 2.03 | 7/8 | 3/4 |
| 169PMT-10-8 | 5/8 | 1/2 | 1.53 | 2.18 | 7/8 | 7/8 |



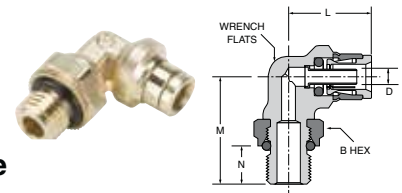
Male Elbow Rigid 90° 169PMTNS

| PART NO. | TUBE SIZE | PIPE THREAD | L | N | WRENCH FLATS |
|---------------|-----------|-------------|------|------|--------------|
| 169PMTNS-4-2 | 1/4 | 1/8 | .84 | .72 | 1/2 |
| 169PMTNS-4-4 | 1/4 | 1/4 | .84 | .90 | 1/2 |
| 169PMTNS-4-6 | 1/4 | 3/8 | .84 | 1.06 | 1/2 |
| 169PMTNS-6-2 | 3/8 | 1/8 | 1.05 | .75 | 9/16 |
| 169PMTNS-6-4 | 3/8 | 1/4 | 1.05 | .94 | 9/16 |
| 169PMTNS-6-6 | 3/8 | 3/8 | 1.05 | .94 | 3/4 |
| 169PMTNS-6-8 | 3/8 | 1/2 | 1.12 | 1.26 | 11/16 |
| 169PMTNS-8-4 | 1/2 | 1/4 | 1.17 | 1.06 | 11/16 |
| 169PMTNS-8-6 | 1/2 | 3/8 | 1.22 | 1.06 | 11/16 |
| 169PMTNS-8-8 | 1/2 | 1/2 | 1.22 | 1.26 | 11/16 |
| 169PMTNS-10-6 | 5/8 | 3/8 | 1.46 | 1.11 | 7/8 |
| 169PMTNS-10-8 | 5/8 | 1/2 | 1.46 | 1.32 | 7/8 |
| 169PTCNS-12-8 | 3/4 | 1/2 | 1.81 | 1.44 | 1 |



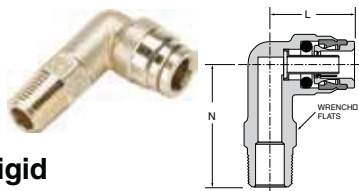
Male Elbow Positional 90° 169PMTR

| PART NO. | TUBE SIZE | PIPE THREAD | B HEX | L | N | WRENCH FLATS |
|--------------|-----------|-------------|-------|------|------|--------------|
| 169PMTR-4-4 | 1/4 | 1/4 | 9/16 | .84 | 1.13 | 1/2 |
| 169PMTR-6-6 | 3/8 | 3/8 | 3/4 | 1.12 | 1.19 | 9/16 |
| 169PMTR-10-8 | 5/8 | 1/2 | 7/8 | 1.54 | 1.50 | 7/8 |



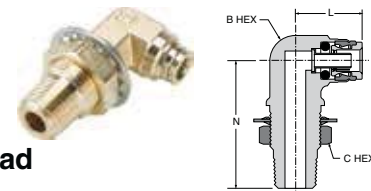
Male Elbow to Metric Adjustable 169PMTNS-X-M

| PART NO. | TUBE SIZE | METRIC THREAD | WRENCH FLATS (MM) | HEX (MM) | L | M | N |
|----------------|-----------|---------------|-------------------|----------|------|------|-----|
| 169PMTNS-4-M12 | 1/4 | M12X1.5 | 10 | 17 | .84 | 1.11 | .37 |
| 169PMTNS-4-M16 | 1/4 | M16X1.5 | 11 | 24 | .96 | 1.27 | .41 |
| 169PMTNS-4-M22 | 1/4 | M22X1.5 | 19 | 30 | 1.09 | 1.53 | .41 |
| 169PMTNS-6-M12 | 3/8 | M12X1.5 | 16 | 17 | 1.10 | 1.15 | .66 |
| 169PMTNS-6-M16 | 3/8 | M16X1.5 | 19 | 24 | 1.23 | 1.27 | .41 |
| 169PMTNS-8-M12 | 1/2 | M12X1.5 | 16 | 17 | 1.21 | 1.31 | .37 |
| 169PMTNS-8-M16 | 1/2 | M16X1.5 | 16 | 24 | 1.26 | 1.34 | .41 |
| 169PMTNS-8-M22 | 1/2 | M22X1.5 | 19 | 30 | 1.26 | 1.59 | .41 |



Male Elbow Long Rigid 90° 169PMTL

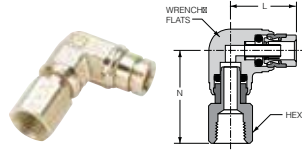
| PART NO. | TUBE SIZE | PIPE THREAD | L | N | WRENCH FLATS |
|-------------|-----------|-------------|------|------|--------------|
| 169PMTL-6-4 | 3/8 | 1/4 | 1.06 | 1.63 | 9/16 |
| 169PMTL-6-8 | 3/8 | 1/2 | 1.19 | 2.50 | 7/8 |
| 169PMTL-6-6 | 3/8 | 3/8 | 1.19 | 2.50 | 7/8 |
| 169PMTL-8-8 | 1/2 | 1/2 | 1.22 | 2.50 | 7/8 |



Male Elbow Bulkhead 169PMTBH

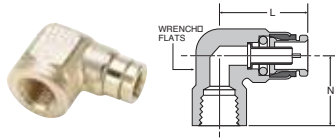
| PART NO. | TUBE SIZE | PIPE THREAD | L | N | B HEX | C HEX | BULKHEAD HOLE DIA. |
|-------------|-----------|-------------|------|------|-------|-------|--------------------|
| 169PMTBH6-8 | 3/8 | 1/2 | 1.19 | 2.50 | 1-1/4 | 7/8 | 1 |
| 169PMTBH8-8 | 1/2 | 1/2 | 1.29 | 2.50 | 1-1/4 | 7/8 | 1 |

Female Elbow Swivel 90° 170PMT



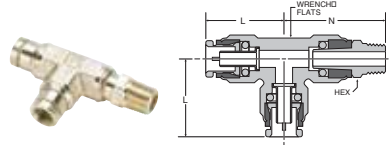
| PART NO. | TUBE SIZE | PIPE THREAD | L | N | HEX | WRENCH FLATS |
|------------|-----------|-------------|-----|------|-----|--------------|
| 170PMT-4-2 | 1/4 | 1/8 | .84 | 1.06 | 1/2 | 1/2 |

Female Elbow Rigid 90° 170PMTNS



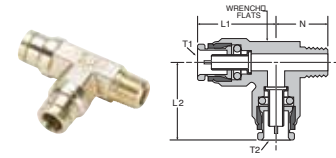
| PART NO. | TUBE SIZE | PIPE THREAD | L | N | WRENCH FLATS |
|--------------|-----------|-------------|------|------|--------------|
| 170PMTNS-4-2 | 1/4 | 1/8 | .84 | .56 | 11/16 |
| 170PMTNS-4-4 | 1/4 | 1/4 | 1.00 | .67 | 11/16 |
| 170PMTNS-6-2 | 3/8 | 1/8 | 1.12 | .64 | 9/16 |
| 170PMTNS-6-4 | 3/8 | 1/4 | 1.25 | 1.00 | 11/16 |
| 170PMTNS-6-6 | 3/8 | 3/8 | 1.25 | 1.00 | 13/16 |
| 170PMTNS-8-4 | 1/2 | 1/4 | 1.25 | .75 | 11/16 |
| 170PMTNS-8-6 | 1/2 | 3/8 | 1.32 | .88 | 11/16 |
| 170PMTNS-8-8 | 1/2 | 1/2 | 1.70 | .98 | 1 |

Male Run Tee Swivel 171PMT



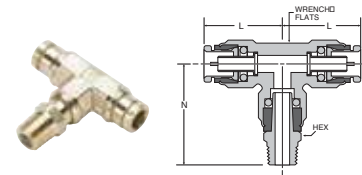
| PART NO. | TUBE SIZE | PIPE THREAD | L | N | HEX | WRENCH FLATS |
|------------|-----------|-------------|------|------|-------|--------------|
| 171PMT-4-2 | 1/4 | 1/8 | .85 | 1.01 | 9/16 | 1/2 |
| 171PMT-4-4 | 1/4 | 1/4 | .85 | 1.23 | 9/16 | 1/2 |
| 171PMT-4-6 | 1/4 | 3/8 | .85 | 1.23 | 11/16 | 1/2 |
| 171PMT-6-4 | 3/8 | 1/4 | 1.21 | 1.42 | 11/16 | 5/8 |
| 171PMT-6-6 | 3/8 | 3/8 | 1.21 | 1.45 | 11/16 | 5/8 |
| 171PMT-8-4 | 1/2 | 1/4 | 1.27 | 1.74 | 5/8 | 7/8 |
| 171PMT-8-6 | 1/2 | 3/8 | 1.27 | 1.83 | 3/4 | 7/8 |
| 171PMT-8-8 | 1/2 | 1/2 | 1.27 | 1.99 | 7/8 | 7/8 |

Male Run Tee Rigid 171PMTNS



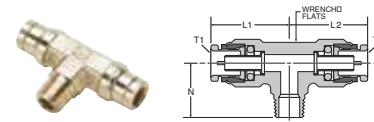
| PART NO. | TUBE 1 SIZE | TUBE 2 SIZE | PIPE THREAD | L1 | L2 | N | WRENCH FLATS |
|----------------|-------------|-------------|-------------|------|------|------|--------------|
| 171PMTNS-4-2 | 1/4 | 1/4 | 1/8 | .91 | .91 | .77 | 15/32 |
| 171PMTNS-4-4 | 1/4 | 1/4 | 1/4 | .91 | .91 | .94 | 15/32 |
| 171PMTNS-4-6-4 | 1/4 | 3/8 | 1/4 | .93 | 1.21 | .97 | 5/8 |
| 171PMTNS-6-4 | 3/8 | 3/8 | 1/4 | 1.21 | 1.21 | .97 | 5/8 |
| 171PMTNS-6-4-4 | 3/8 | 1/4 | 1/4 | 1.21 | .93 | .97 | 5/8 |
| 171PMTNS-6-4-6 | 3/8 | 1/4 | 3/8 | 1.22 | .97 | .93 | 5/8 |
| 171PMTNS-6-6 | 3/8 | 3/8 | 3/8 | 1.21 | 1.21 | .97 | 5/8 |
| 171PMTNS-6-8 | 3/8 | 3/8 | 1/2 | 1.17 | 1.17 | 1.26 | 5/8 |
| 171PMTNS-8-4 | 1/2 | 1/2 | 1/4 | 1.28 | 1.28 | 1.06 | 7/8 |

Male Branch Tee Swivel 172PMT



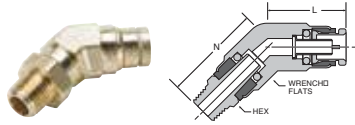
| PART NO. | TUBE SIZE | PIPE THREAD | L | N | HEX | WRENCH FLATS |
|------------|-----------|-------------|------|------|-------|--------------|
| 172PMT-4-2 | 1/4 | 1/8 | .85 | 1.01 | 9/16 | 1/2 |
| 172PMT-4-4 | 1/4 | 1/4 | .85 | 1.23 | 9/16 | 1/2 |
| 172PMT-6-2 | 3/8 | 1/8 | 1.22 | 1.30 | 11/16 | 5/8 |
| 172PMT-6-4 | 3/8 | 1/4 | 1.22 | 1.42 | 11/16 | 5/8 |
| 172PMT-6-6 | 3/8 | 3/8 | 1.22 | 1.45 | 11/16 | 5/8 |
| 172PMT-8-4 | 1/2 | 1/4 | 1.27 | 1.73 | 5/8 | 7/8 |
| 172PMT-8-6 | 1/2 | 3/8 | 1.27 | 1.79 | 3/4 | 7/8 |
| 172PMT-8-8 | 1/2 | 1/2 | 1.27 | 1.97 | 7/8 | 7/8 |

Male Branch Tee Rigid 172PMTNS



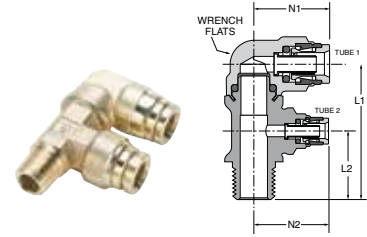
| PART NO. | TUBE 1 SIZE | TUBE 2 SIZE | PIPE THREAD | L1 | L2 | N | WRENCH FLATS |
|----------------|-------------|-------------|-------------|------|------|------|--------------|
| 172PMTNS-4-2 | 1/4 | 1/4 | 1/8 | .91 | .91 | .78 | 1/2 |
| 172PMTNS-6-4 | 3/8 | 3/8 | 1/4 | 1.21 | 1.21 | .97 | 5/8 |
| 172PMTNS-6-4-4 | 3/8 | 1/4 | 1/4 | 1.21 | .93 | .97 | 5/8 |
| 172PMTNS-6-6 | 3/8 | 3/8 | 3/8 | 1.21 | 1.21 | .97 | 5/8 |
| 172PMTNS-6-8 | 3/8 | 3/8 | 1/2 | 1.17 | 1.17 | 1.26 | 7/8 |
| 172PMTNS-8-6 | 1/2 | 1/2 | 3/8 | 1.28 | 1.28 | 1.06 | 7/8 |
| 172PMTNS-8-6-8 | 1/2 | 3/8 | 1/2 | 1.25 | 1.25 | 1.25 | 7/8 |
| 172PMTNS-8-8 | 1/2 | 1/2 | 1/2 | 1.34 | 1.34 | 1.25 | 7/8 |

Male Elbow Swivel 45° 179PMT



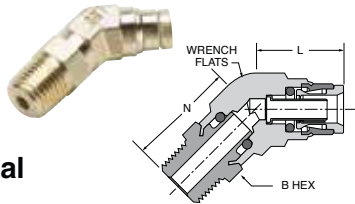
| PART NO. | TUBE SIZE | PIPE THREAD | L | N | HEX | WRENCH FLATS |
|------------|-----------|-------------|------|------|-------|--------------|
| 179PMT-4-2 | 1/4 | 1/8 | .79 | .92 | 9/16 | 9/16 |
| 179PMT-4-4 | 1/4 | 1/4 | .79 | 1.14 | 9/16 | 9/16 |
| 179PMT-6-2 | 3/8 | 1/8 | .99 | 1.02 | 11/16 | 3/4 |
| 179PMT-6-4 | 3/8 | 1/4 | .99 | 1.14 | 11/16 | 3/4 |
| 179PMT-6-6 | 3/8 | 3/8 | .99 | 1.17 | 11/16 | 3/4 |
| 179PMT-8-4 | 1/2 | 1/4 | 1.20 | 1.70 | 5/8 | 7/8 |
| 179PMT-8-6 | 1/2 | 3/8 | 1.20 | 1.78 | 3/4 | 7/8 |
| 179PMT-8-8 | 1/2 | 1/2 | 1.20 | 1.93 | 7/8 | 7/8 |

Dual port 90 Male Elbow Positional 189PMTR



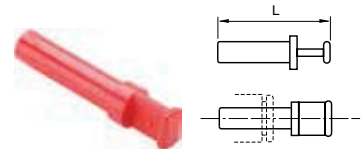
| PART NO. | TUBE 1 SIZE | TUBE 2 SIZE | PIPE THREAD | L1 | L2 | N1 | N2 | WRENCH FLATS |
|---------------|-------------|-------------|-------------|------|------|------|------|--------------|
| 189PMTR6-4-6 | 3/8 | 1/4 | 3/8 | 2.12 | 1.05 | 1.21 | 1.19 | 11/16 |
| 189PMTR6-6-4 | 3/8 | 3/8 | 1/4 | 2.06 | .98 | 1.12 | 1.20 | 9/16 |
| 189PMTR6-6-6 | 3/8 | 3/8 | 3/8 | 2.06 | .98 | 1.12 | 1.20 | 9/16 |
| 189PMTR10-4-6 | 5/8 | 1/4 | 3/8 | 2.18 | 1.05 | 1.54 | 1.19 | 7/8 |
| 189PMTR10-6-6 | 5/8 | 3/8 | 3/8 | 2.31 | 1.12 | 1.54 | 1.18 | 7/8 |

Male Elbow Positional Swivel 45° 179PMTR



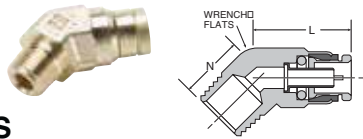
| PART NO. | TUBE SIZE | PIPE THREAD | B HEX | L | N | WRENCH FLATS |
|-------------|-----------|-------------|-------|------|------|--------------|
| 179PMTR-4-4 | 1/4 | 1/4 | 9/16 | .79 | 1.18 | 9/16 |
| 179PMTR-8-8 | 1/2 | 1/2 | 7/8 | 1.17 | 1.35 | 7/8 |

639PLP Plug



| PART NO. | TUBE SIZE (IN) | L |
|----------|----------------|------|
| 639PLP-4 | 1/4 | 1.44 |
| 639PLP-6 | 3/8 | 1.67 |
| 639PLP-8 | 1/2 | 1.91 |

Male Elbow Rigid 45° 179PMTNS



| PART NO. | TUBE SIZE | PIPE THREAD | L | N | WRENCH FLATS |
|---------------|-----------|-------------|------|------|--------------|
| 179PMTNS-4-2 | 1/4 | 1/8 | .80 | .56 | 9/16 |
| 179PMTNS-4-4 | 1/4 | 1/4 | .80 | .75 | 9/16 |
| 179PMTNS-6-2 | 3/8 | 1/8 | .99 | .55 | 3/4 |
| 179PMTNS-6-4 | 3/8 | 1/4 | .99 | .73 | 3/4 |
| 179PMTNS-6-6 | 3/8 | 3/8 | .99 | .73 | 3/4 |
| 179PMTNS-8-4 | 1/2 | 1/4 | 1.28 | .81 | 13/16 |
| 179PMTNS-8-6 | 1/2 | 3/8 | 1.28 | .81 | 13/16 |
| 179PMTNS-8-8 | 1/2 | 1/2 | 1.28 | 1.06 | 13/16 |
| 179PMTNS-10-6 | 5/8 | 3/8 | 1.22 | .88 | 7/8 |
| 179PMTNS-10-8 | 5/8 | 1/2 | 1.22 | 1.00 | 7/8 |
| 179PTCNS-12-8 | 3/4 | 1/2 | 1.41 | 1.25 | 1 |

Metric Prestomatic Fittings



Parker's Metric Prestomatic Fitting is a robust, all brass push-to-connect fitting that meets DIN and D.O.T. specifications. Designed for all D.O.T truck and trailer applications, Parker Metric Prestomatic fittings reduce assembly time versus compression style fittings by 90%.

Product Features:


- Brass Collet
- Buna N O-ring
- Stainless Steel Tube Support
- Meets D.O.T. FMVSS571.106
- Meets DIN 74324

Markets:

- Heavy Duty Truck
- Trailer
- Mobile

Applications:

- Air Brakes
- Air Tanks
- Air Ride
- Sliders
- Tire Inflation
- Primary & Secondary Air Lines



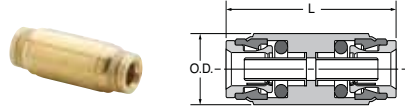
Specifications:

Pressure Range Up to 250 PSI (17.2 bar)

Temperature Range -40° to +200° F (-40° to +93.3° C)

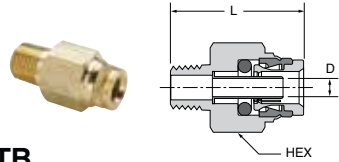
Compatible Tubing:

- DIN 73378 Virgin Nylon
- SAE J844 Type A & B nylon tubing



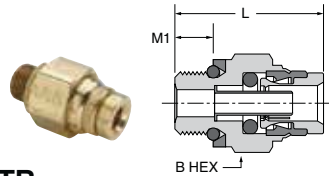
Union HPMTB

| PART NO. | TUBE SIZE (MM) | L (MM) | O.D. (MM) |
|----------|----------------|--------|-----------|
| HPMTB6 | 6 | 45.2 | 15.9 |
| HPMTB8 | 8 | 45.3 | 17.5 |
| HPMTB10 | 10 | 51.7 | 22.2 |
| HPMTB12 | 12 | 51.7 | 22.2 |



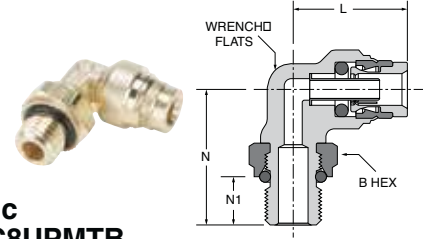
Male Connector F2PMTB

| PART NO. | TUBE (MM) | PIPE THREAD | L (MM) | HEX (MM) | FLOW DIA. D (MM) |
|--------------|-----------|-------------|--------|----------|------------------|
| F2PMTB8-1/8 | 8 | 1/8 | 33.79 | 19 | 4.90 |
| F2PMTB10-1/4 | 10 | 1/4 | 36.83 | 20 | 6.35 |



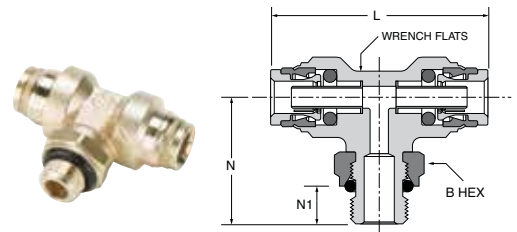
Male Connector Metric Straight Thread F8UPMTB

| PART NO. | TUBE SIZE (mm) | METRIC THREAD | L (mm) | B HEX (MM) | M1 (MM) |
|---------------|----------------|---------------|--------|------------|---------|
| F8UPMTB6-M10 | 6 | M10X1 | 29.7 | 17 | 6.4 |
| F8UPMTB6-M12 | 6 | M12X1.5 | 29.1 | 17 | 7.5 |
| F8UPMTB6-M22 | 6 | M22X1.5 | 29.7 | 27 | 9.5 |
| F8UPMTB8-M16 | 8 | M16X1.5 | 31.0 | 22 | 10.0 |
| F8UPMTB10-M16 | 10 | M16X1.5 | 37.5 | 22 | 10.0 |
| F8UPMTB10-M22 | 10 | M22X1.5 | 31.1 | 27 | 9.5 |
| F8UPMTB12-M12 | 12 | M12X1.5 | 37.3 | 22 | 7.5 |
| F8UPMTB12-M22 | 12 | M22X1.5 | 33.4 | 27 | 9.5 |
| F8UPMTB16-M22 | 16 | M22X1.5 | 33.3 | 27 | 9.5 |



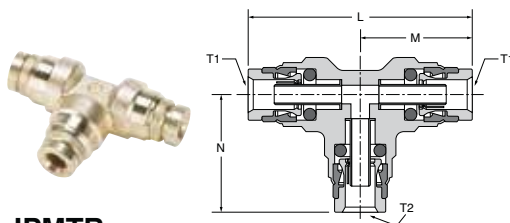
Male Elbow Metric Straight Thread C8UPMTB

| PART NO. | TUBE SIZE (MM) | B METRIC THREAD | WRENCH FLATS (MM) | HEX (MM) | L (MM) | N (MM) | N1 (MM) |
|--------------|----------------|-----------------|-------------------|----------|--------|--------|---------|
| C8UPMTB6-M12 | 6 | M12X1.5 | 10 | 17 | 24.8 | 28.2 | 9.5 |
| C8UPMTB6-M16 | 6 | M16X1.5 | 11 | 24 | 25.0 | 34.0 | 10.5 |



Male Branch Tee Swivel Metric Straight Thread S8UPMTB

| PART NO. | TUBE SIZE (MM) | METRIC THREAD | WRENCH FLATS (MM) | HEX (MM) | L (MM) | N (MM) | N1 (MM) |
|---------------|----------------|---------------|-------------------|----------|--------|--------|---------|
| S8UPMTB12-M16 | 12 | M16X1.5 | 19 | 24 | 65.9 | 37.6 | 10.5 |



Union Tee JPMTB

| PART NO. | TUBE 1 (MM) | TUBE 2 (MM) | L (MM) | M (MM) | N (MM) |
|--------------|-------------|-------------|--------|--------|--------|
| JPMTB6 | 6 | 6 | 51.3 | 25.6 | 26.7 |
| JPMTB12 | 12 | 12 | 63.3 | 31.7 | 35.0 |
| JPMTB12-12-6 | 12 | 6 | 63.3 | 31.7 | 28.1 |



PMH Fittings

Parker's PMH fittings are a push-to-connect hydraulic fitting designed to speed up assembly, especially in difficult to reach areas such as hydraulic joystick ports. Excellent corrosion resistance, a compact envelope, fewer potential leak points and light weight make PMH fittings an ideal solution.

Product Features:

- Brass Bodies & Collet
- Nitrile O-ring
- Weighs 60% less than standard hydraulic fittings
- Corrosion resistant
- Smaller envelope allowing for tighter routing

Markets:

- Industrial
- Mobile Hydraulic

Applications:

- Pilot Lines
- Hydraulic Joystick
- Case Drain

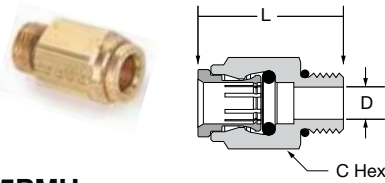
Specifications:

Pressure Range Up to 435 PSI (29.9 bar)

Temperature Range -40° to +200° F (-40° to +93.3° C)

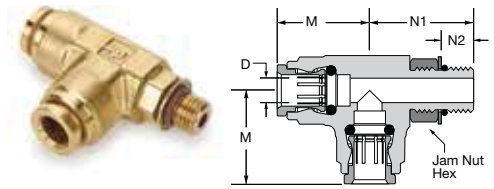
Compatible Tubing:

- Parflex XDT



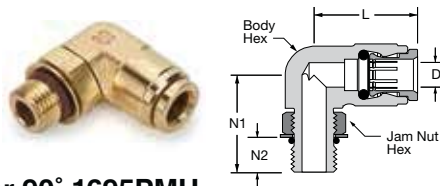
Male Connector 685PMH

| PART NO. | TUBE SIZE | STRAIGHT THREAD | L | C HEX | FLOW DIA. D |
|------------|-----------|-----------------|------|-------|-------------|
| 685PMH-6-4 | 3/8 | 7/16-20 | 1.32 | 3/4 | .18 |
| 685PMH-6-6 | 3/8 | 9/16-18 | 1.35 | 3/4 | .30 |
| 685PMH-6-8 | 3/8 | 3/4-16 | 1.41 | 7/8 | .30 |
| 685PMH-8-6 | 1/2 | 9/16-18 | 1.49 | 7/8 | .30 |
| 685PMH-8-8 | 1/2 | 3/4-16 | 1.54 | 7/8 | .40 |



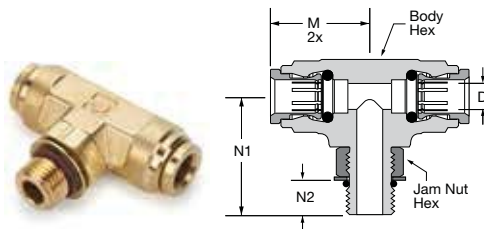
Male Run Tee 1715PMH

| PART NO. | TUBE SIZE | STRAIGHT THREAD | M | N1 | N2 | BODY HEX | JAM NUT | FLOW DIA. D |
|-------------|-----------|-----------------|------|------|-----|----------|---------|-------------|
| 1715PMH-6-4 | 3/8 | 7/16-20 | 1.12 | 1.18 | .39 | 3/4 | 9/16 | .18 |
| 1715PMH-6-6 | 3/8 | 9/16-18 | 1.12 | 1.25 | .45 | 3/4 | 11/16 | .30 |
| 1715PMH-6-8 | 3/8 | 3/4-16 | 1.12 | 1.4 | .50 | 3/4 | 7/8 | .30 |
| 1715PMH-8-6 | 1/2 | 9/16-18 | 1.12 | 1.3 | .42 | 3/4 | 11/16 | .30 |
| 1715PMH-8-8 | 1/2 | 3/4-16 | 1.12 | 1.4 | .50 | 3/4 | 7/8 | .40 |



Male Connector 90° 1695PMH

| PART NO. | TUBE SIZE | STRAIGHT THREAD | L | N1 | N2 | BODY HEX | JAM NUT | FLOW DIA. D |
|-------------|-----------|-----------------|------|------|-----|----------|---------|-------------|
| 1695PMH-6-4 | 3/8 | 7/16-20 | 1.12 | 1.18 | .39 | 3/4 | 9/16 | .18 |
| 1695PMH-6-6 | 3/8 | 9/16-18 | 1.12 | 1.25 | .45 | 3/4 | 11/16 | .30 |
| 1695PMH-6-8 | 3/8 | 3/4-16 | 1.12 | 1.4 | .50 | 3/4 | 7/8 | .30 |
| 1695PMH-8-6 | 1/2 | 9/16-18 | 1.12 | 1.3 | .42 | 3/4 | 11/16 | .30 |
| 1695PMH-8-8 | 1/2 | 3/4-16 | 1.12 | 1.4 | .50 | 3/4 | 7/8 | .40 |



Male Branch Tee 1725PMH

| PART NO. | TUBE SIZE | STRAIGHT THREAD | M | N1 | N2 | BODY HEX | JAM NUT | FLOW DIA. D |
|-------------|-----------|-----------------|------|------|-----|----------|---------|-------------|
| 1725PMH-6-4 | 3/8 | 7/16-20 | 1.12 | 1.18 | .39 | 3/4 | 9/16 | .18 |
| 1725PMH-6-6 | 3/8 | 9/16-18 | 1.12 | 1.25 | .45 | 3/4 | 3/4 | .30 |
| 1725PMH-6-8 | 3/8 | 3/4-16 | 1.12 | 1.4 | .50 | 3/4 | 7/8 | .30 |
| 1725PMH-8-6 | 1/2 | 9/16-18 | 1.12 | 1.3 | .42 | 3/4 | 11/16 | .30 |
| 1725PMH-8-8 | 1/2 | 3/4-16 | 1.12 | 1.4 | .50 | 3/4 | 7/8 | .40 |



Parker Safe Lock

Parker Safe Lock push-to-connect fittings reduce assembly time and the exclusive locking mechanism minimizes leaks and installation failures.

Parker Safe Lock Product Features:

- Composite Body – Strong, Lightweight, Compact and Impact Resistant
- Fluorocarbon and Fluorosilicone O-ring
- Meets SAE J2044

Markets:

- Heavy Duty Truck
- Trailer
- Mobile

Applications:

- Engine Fuel, Coolant and Vapor Lines

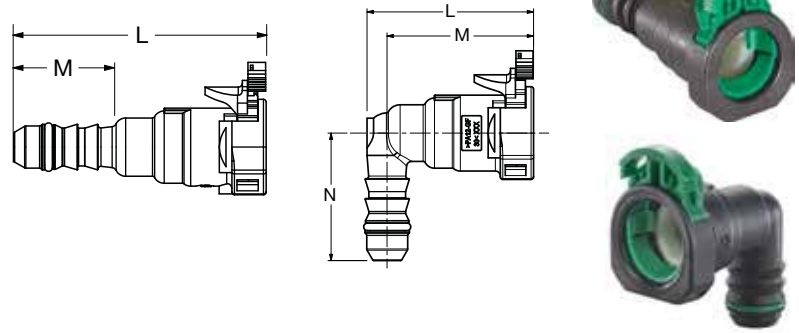
Parker Brass Adapter Product Features:

- **Construction:** Corrosion resistant high temperature brass
- **Configuration:** Rigid male pipe
- **Industry Standard:** SAE J2044

Specifications:

Pressure Range -7.2 to +72 PSI (-0.4 to 4.9 bar)

Temperature Range -40° to +239° F (-40° to +115° C)



Parker Safe Lock A613, A614, A623, A624

| END FORM | BARB TAIL | CONFIGURATION | PART NUMBER** AVAILABLE FROM FSC* | L (MM) | M (MM) | N (MM) |
|----------|-----------|---------------|--------------------------------------|-----------|-----------|-----------|
| 5/16" | 5/16" | STRAIGHT | A614A50G06 02 | 49.40 | 19.50 | N/A |
| | | 90 DEGREE | A624A50D06 02 | 29.50 | 19.50 | 25.70 |
| 10MM | 3/8" | STRAIGHT | A613 52 08 00 | 55.00 | 19.00 | N/A |
| | | 90 DEGREE | A623A52 08 00 | 34.40 | 19.00 | 32.00 |
| 3/8" | 3/8" | STRAIGHT | A614M53 08 02 | 55.00 | 21.50 | N/A |
| | | 90 DEGREE | A624M53 08 02 | 34.05 | 21.50 | 28.60 |
| 12MM | 1/2" | STRAIGHT | A614A58 55 04 | 59.35 | 21.00 | N/A |
| | | 90 DEGREE | A624A58 55 04 | 39.00 | 21.00 | 29.70 |
| 1/2" | 1/2" | STRAIGHT | A614C56 55 05 | 59.15 | 21.00 | N/A |
| | | 90 DEGREE | A624C56 55 05 | 39.00 | 21.00 | 29.70 |
| 5/8" | 5/8" | STRAIGHT | A614D57 56 02 A | 58.20 | 20.00 | N/A |
| | | 90 DEGREE | 624F57 56 02 | 39.10 | 20.00 | 30.10 |

*FSC is the Parker Fluid System Connectors Division. See back cover for contact information.

**Safe Lock Connector part numbers contain spaces.



Parker Safe Lock Brass Adapter 68ALS

| PART NUMBER AVAILABLE FROM FSC* | END FORM | THREAD SIZE | PART NUMBER AVAILABLE FROM FSC* | END FORM | THREAD SIZE |
|------------------------------------|----------|-------------|------------------------------------|----------|-------------|
| 68ALS-5-4 | 5/16" | 1/4" | 68ALS-12M-8 | 12MM | 1/2" |
| 68ALS-6-4 | 3/8" | 1/4" | 68ALS-8-6 | 1/2" | 3/8" |
| 68ALS-6-6 | 3/8" | 3/8" | 68ALS-8-8 | 1/2" | 1/2" |
| 68ALS-12M-6 | 12MM | 3/8" | 68ALS-10-8 | 5/8" | 1/2" |

Adapters are available with Metric Straight Thread O-Rings and Electroless Nickel Plating Upon Request